



A smart choice for the workplace and your budget. Our poplin shirt can take daily wear and tear and remain looking great, thanks to an easy care blend. Lightweight and soft, it's also durable and perfect for any occupation requiring a neat, professional look.

- 2.95-ounce, 65/35 poly/cotton
- Button-down collar
- Dyed-to-match buttons
- Box back pleat
- Patch pocket
- Button-through sleeve plackets
- Adjustable cuffs

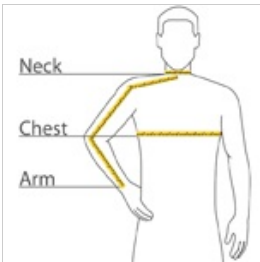


front



back

HOW TO MEASURE



CHEST

With arms down at sides, measure around the upper body, under arms and over the fullest part of the chest.

ARM

Place hand on hip. Start at the center of the back of the neck and measure across the shoulder, to the elbow, and then down to the wrist.







NECK

Measure around the base of the neck, inserting a finger or two between the tape and neck for comfort.

SIZE CHART

	XS	S	M	L	XL	2XL	3XL	4XL
Chest	32-34	35-37	38-40	41-43	44-46	47-49	50-53	54-57
Neck	14 1/2 - 15	15 - 15 1/2	15 1/2 - 16	16 - 16 1/2	16 1/2 - 17	17 - 17 1/2	17 1/2 - 18	18 - 18 1/2
Arm	30 1/2	32	34	35	36 1/2	37 1/2	38 1/2	39 1/2

COLOR INFORMATION

					
Black PMS 426 C	Grey PMS COOL GREY 7 PMS 7681 C	Light Blue PMS 7681 C	Mediterranean Blue PMS 7673 C	Navy PMS 533 C	White PMS WHITE